




1



2

Admission Exercises

Things to note



3

Details of Admissions Exercises

You can find the details of the various admissions exercises from the **Post-Secondary Admissions Exercises booklet** that can be downloaded from:

<https://www.moe.gov.sg/post-secondary/admissions>

- DPP
- PFP
- Joint Intake Exercise 'N' / 'E'
- NAFA Foundation Programme



A Guide to **Post-Secondary Admissions Exercises**

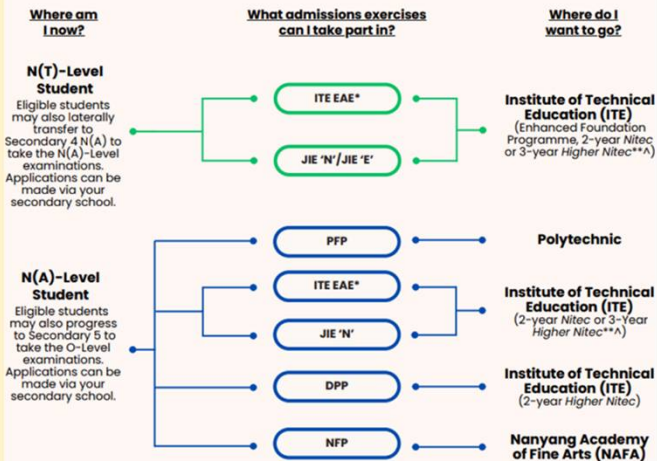
The various pathways you could explore after secondary school that provide opportunities for continuous learning



4



Post-Secondary Admissions Exercises for N-Level Students



<https://www.moe.gov.sg/post-secondary/admissions>

For more information on applying to these courses, you can visit <https://www.moe.gov.sg/post-secondary/admissions>

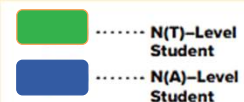
For the list of 3-year Higher Nitec courses, please visit <https://www.ite.edu.sg/courses/full-time-courses/nitec-and-3-year-higher-nitec>

Source: A Guide to Post-Secondary Admissions Exercises

5

Application Timeline

Admissions Exercises	<div> <div>JIE 'N'</div> <div>JIE 'E'</div> <div>NFP</div> <div>DPP</div> </div> <div> <div>(1st window of applications)</div> </div>	<div> <div>PFP</div> <div>DPP</div> </div> <div> <div>(2nd window of applications)</div> </div>
Application Period	Dec 2024	Jan 2025



6

Details of Admissions Exercises



JIE 'N'/JIE 'E' – Joint Intake Exercise

The JIE 'N' is for 2-year *Nitec* or 3-year *Higher Nitec* courses offered by ITE. The JIE 'E' is for GCE N(T) students to apply for the 3-year *Nitec* course with Enhanced *Nitec* Foundation Programme.

JIE 'N'/JIE 'E': go.gov.sg/applyjie

 N(T)–Level Student
 N(A)–Level Student

7

Details of Admissions Exercises



PFP – Polytechnic Foundation Programme

PFP is a one-year programme that offers a practice-oriented curriculum taught by polytechnic lecturers to better prepare polytechnic-bound Secondary 4 N(A) students for entry into selected polytechnic diploma courses. PFP students are given provisional places in diploma programmes, subject to them passing all modules in the one-year programme.

PFP: go.gov.sg/pfp



DPP – Direct-Entry-Scheme to Polytechnic Programme

DPP allows Secondary 4N(A) students to be admitted directly into selected 2-year *Higher Nitec* programmes at ITE without having to sit for the O-Level examinations or undergo a *Nitec* programme. DPP students who successfully complete their *Higher Nitec* courses at ITE and attain the required qualifying Grade Point Average (GPA) scores are guaranteed a place in a polytechnic diploma course mapped to their *Higher Nitec* course.



DPP: go.gov.sg/applydpp



NFP – NAFA Foundation Programme

NFP is a one-year practice-based programme that prepares N(A) Level holders to pursue a diploma in the creative arts. NFP students who successfully complete the programme will be offered a place in their chosen diploma course at NAFA.

NFP: go.gov.sg/applynafafp

 N(T)–Level Student
 N(A)–Level Student

8

OFFICIAL (CLOSED) \ NON-SENSITIVE

Key Dates for Jan 2025 Intake Exercise

Key Activity	Period for 2-Year and 3-Year Nitec Courses, and 3-Year and 4-year Higher Nitec courses	Remarks
1st Phase (Main Phase)		
Application	16 Dec 2024 (2.30pm) to 19 Dec 2024 (5pm)	Apply through the Internet at https://www.ite.edu.sg with NRIC / FIN and Date of Birth. You may also apply using SingPass.
Release of Results	30 Dec 2024 at 9am	Check results at https://istudent.ite.edu.sg with web ID and password
Acceptance of Course Offer Period	30 Dec 2024 to 3 Jan 2025	Accept course offer at https://istudent.ite.edu.sg with web ID and password
2nd Phase (Late Application/Appeal Phase)		
Application	30 Dec 2024 to 3 Jan 2025	Apply through the Internet at https://istudent.ite.edu.sg with NRIC / FIN and Date of Birth. You may also apply using SingPass.
Release of Results	10 Jan 2025 at 9am	Check results at https://istudent.ite.edu.sg with web ID and password
Acceptance of Course Offer Period	10 Jan 2025 to 12 Jan 2025	Accept course offer at https://istudent.ite.edu.sg with web ID and password
3rd Phase (Final Top-up Phase)		
Application	1 st Top-up Phase Application - 10 Jan to 17 Jan 2025 2 nd Top-up Phase Application - 23 Jan to 7 Feb 2025	Apply through the Internet at https://istudent.ite.edu.sg with NRIC / FIN and Date of Birth. You may also apply using SingPass.
Release of Results	1 st Top-up Phase - 14 Jan to 23 Jan 2025 2 nd Top-up Phase - 23 Jan to 13 Feb 2025	Check results at https://istudent.ite.edu.sg with web ID and password
Acceptance of Course Offer Period	1 st Top-up Phase - 14 Jan to 23 Jan 2025 2 nd Top-up Phase - 23 Jan to 13 Feb 2025	Accept course offer at https://istudent.ite.edu.sg with web ID and password
Jan 2025 Intake Term Commencement Date: <u>13 Jan 2025</u>		

9

OFFICIAL (CLOSED) \ NON-SENSITIVE

JUST-IN-TIME INFORMATION ON JIE APPLICATION (JAN 2025 INTAKE)

Information For Students on Key Dates for Jan 2025 intake

1. All N(A)* / N(T) school leavers are encouraged to submit an application during the **1st Phase (Main Phase)** between **16 Dec 2024 (2.30pm) to 19 Dec 2024 (5pm)**. Application results for the 1st Phase will be released on **30 Dec 2024 at 9am**.
2. If you wish to appeal, please accept the course offered **before** applying in the **2nd Phase (Late Application/Appeal Phase)** between **30 Dec 2024 to 3 Jan 2025**. The application results for the 2nd Phase will be known on **10 Jan 2025 at 9am**.
3. Unsuccessful applicants can appeal under the **3rd Phase (Final Top-up Phase)** between **10 Jan to 17 Jan 2025 and 23 Jan to 7 Feb 2025** for courses with vacancies. The application results for the 3rd Phase will be known between **14 Jan to 23 Jan 2025** and **23 Jan to 13 Feb 2025**.

*N(A) students progressing to ITE

For further enquiries, N-Level school leavers can contact
ITE Hotline: 1800-2222-111

10

10

OFFICIAL (CLOSED) \ NON-SENSITIVE

Key Pointers for Students on ITE's Joint Intake Exercise (JIE)

ALL students in N(T) and N(A) students (who are not progressing to 5N(A) or repeating 4N(A)) are eligible for JIE. Those who were unsuccessful in EAE are also eligible for JIE.

Participation in JIE Main Phase is key to securing a place in ITE!

Use all 12 JIE choices wisely, as competition for 3-year Higher Nitec courses is keen!

Do consult your teachers / ECG counsellors to help you make your choices!

Do use the Last Aggregate Score (LAS) published in ITE's admission portal to help you make your course choices.

If you have received an additional letter, then you are eligible for the Enhanced Foundation Programme (EFP).

If you are eligible for EFP, make sure you apply for both the EFP and the 2-year Nitec/3-year Higher Nitec!

The EFP helps to build the necessary literacy and numeracy foundations that will enable you to successfully complete your course!

If you are counter-offered a course, accept it first before appealing for another course you may be more interested in!

11

11




OFFICIAL (CLOSED) \ NON-SENSITIVE

STEP-BY-STEP INFORMATION FOR JIE APPLICATION

Online Application for

2-Year Nitec and 3-Year Higher Nitec Courses

3-Year Nitec/4-year Higher Nitec Course with EFP
(for N(T) students with 0, 1 "N" pass)

- Go to <https://www.ite.edu.sg>.
- Click  icon.
- Under JIE 'N', click  icon to link to the application website
- Under JIE 'E', click  icon to link to the application website
- At the application website:
 - Enter NRIC / FIN and Date of Birth to start application. You may also apply using SingPass.
 - Upon completion of application, applicants will receive their **web ID** and password.

12

*Students who are eligible for the 3-Year Nitec/4-Year Higher Nitec Course with EFP are encouraged to go through **both** JIE 'E' and JIE 'N' e-application process

12

OFFICAL (CLOSED) \ NON-SENSITIVE

STEP-BY-STEP INFORMATION FOR JIE APPLICATION

Checking of Posting Results/Accept Course Offer

2-Year Nitec and 3-Year Higher
Nitec Courses

3-Year Nitec/4-year Higher Nitec
Course with EFP
(for N(T) students with 0, 1 "N" pass)

1. Go to <https://istudent.ite.edu.sg>.
2. Enter **web ID** and password.
3. Click '**Self-Service**' followed by '**Student Admission**' followed by '**View Application Results**' to view the application results and to accept course offer.

The above steps applies to all phases (refer to [Slide 11](#) for dates).
For more details, please refer to ITE website.

13

13

OFFICAL (CLOSED) \ NON-SENSITIVE

RESOURCES FOR STUDENTS

Additional Information For Students

Should you require further advice or assistance in your applications or future plans, please contact your teachers and/or ECG Counsellor.

For further inquiries, you may refer to the following hotlines and links for more information and advice on further education:

Institute of Technical Education (ITE)	
ITE Hotline (for ITE admissions and courses)	1800 2222 111 training@ite.edu.sg
ECG Centre @ MOE	
e-Appointment link	https://go.gov.sg/moe-ecg-centre

14


14

OFFICAL (CLOSED) \ NON-SENSITIVE

RESOURCES FOR STUDENTS

Additional Information For Students

The information listed in the table below will help you to make an informed decision on which choice of courses you could consider applying at ITE.

S/N	Information	Attachment/Link
1	ITE Factsheet 2024	 2024 JIEN Factsheet
2	ITE Course Booklet 2025	https://www.ite.edu.sg/courses/full-time-courses/download-ite-course-booklet
3	Information on Progression Opportunities (From <i>Nitec</i> Courses to <i>Higher Nitec</i> and Technical diplomas)	https://www.ite.edu.sg/admissions/full-time-courses/nitec-and-3-year-higher-nitec/progression-opportunities
4	Information on Progression Opportunities (from <i>Higher Nitec</i> courses to diploma courses)	https://www.ite.edu.sg/admissions/full-time-courses/higher-nitec/academic-progression

15

15

Indication of Post N Level Plans

- ALL students should indicate your post-N-Level plans using the online form.
- **Deadline for submission:**
Friday, 20 Dec 2024, 5pm.




<https://go.gov.sg/gcenlevelplans>

16

16

Post-Secondary Options



17

**Think
about your
opportunities**



Remember that **everyone's learning journey is different**
but **we can each have a fulfilling outcome!**

18


No matter the circumstances, there is always a way forward.

Stop	<ul style="list-style-type: none"> • Calm yourself down. Take a few deep breaths. 	<p>When you receive your results, you may experience a range of emotions.</p> <p>Managing these emotions well will allow you to stay calm and make rational decisions.</p>
Think	<ul style="list-style-type: none"> • Think through the different options that are available for you. Keep things in perspective. • Remember that the N-Level is one part of your life journey and not the destination. 	
Do	<ul style="list-style-type: none"> • Approach a trusted adult and seek his/her help. Have a conversation with this person about what would be best for you. • Make a decision and take action based on your options. 	

19

Keep a lookout for some of these signs in your peers or yourself.

How can we support one another?



D
I
S
T
R
E
S
S

D Deliberately avoiding others

I Increased irritability, restlessness, agitation, stress and anxiety

S Sending or posting moody messages on social media

T Talking about death or dying


R Reacting differently or gradually losing interest in things they used to like

E Eating more than usual or having a much reduced appetite

S Sleep pattern changes with difficulty falling asleep or oversleeping

S Slowing down of energy levels

If you notice any of these signs in yourself or your friends, **have a chat with your school counsellor or teacher**
Or contact SOS 24-hour hotline at **1800-221-4444**


© 2020 Guidance Branch, Student Development Curriculum Division (SDCD), Ministry of Education, Singapore. No part of this final product may be reproduced or transmitted in any form or by any means, electronic or mechanical, including photocopy, recording or any other information storage and retrieval system, without written permission from SDGD, MOE.

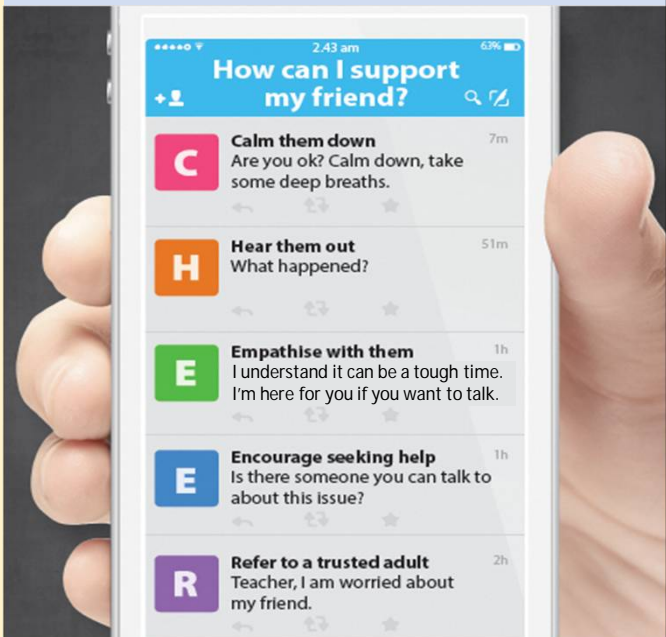
20

Supporting Your Friend

- We may each experience different emotions upon receiving the results.
- You can share your friends' joy by **congratulating** them.
- If your friends appear to be disappointed with their results, **encourage** them.
- **Alert** a teacher if you are worried for them.



Keep a lookout for your friends in distress. You can support them in the following ways:




21

Reaching out for help is a sign of strength, not weakness.

Is there someone we can speak with?

If you have any concerns or are not coping, do reach out to someone you trust and speak with them. It could be a parent/guardian, teacher, School Counsellor or a friend that you can talk to.



22

Support is readily available for you.

There are other hotlines and chats available if you are more comfortable seeking help using these platforms. These can also be found in the infographic which you accessed earlier.



SOS provides round-the-clock emotional support for those in distress, thinking of suicide or affected by suicide.
Call: **1767**
(24-hour helpline)
Whatsapp: **9151 1767**
(24-hour Care Text)

Community Health Assessment Team (CHAT) provides personalised and confidential mental health checks and consultation for youths. To speak with a youth support worker, you can:

Visit: **CHAT Hub at *Scape, 2 Orchard Link, #04-01A**
Call: **6493 6500/ 6501**
Email: **CHAT@mentalhealth.sg**

mindline.sg is an online platform that provides tools, tips and resources to help you manage your health and well-being. Find out more at:
www.mindline.sg



TOUCHline is a helpline to provide youths with emotional support and practical advice.

Call: **1800-377 2252**
Monday- Friday (Excluding Public Holidays):
9am – 6pm

Carey is an online platform by Care Corner that provides free mental health check-ins with mental health professionals. Find out more at:
<https://carey.carecorner.org.sg/>

eC2 is an e-Counselling Centre where you can talk to a trained counsellor about the issues you are facing, right where you are.


Chat with a counsellor at:
www.ec2.sg
Monday – Friday (Excluding Public Holidays):
10am – 12pm & 2pm – 5pm

23

Reaching out for support is a sign of strength

If you have questions about your options or are not coping well, you can reach out to trusted adults such as a parent/guardian, teacher, School Counsellor or ECG Counsellor. You can also talk to a trusted friend.

Who can we go to for ECG advice?



Make an appointment to speak with your ECG Counsellor in school

OR

Make an ECG counselling appointment via the ECG Centre @ MOE

<https://go.gov.sg/moe-ecg-centre>



24

Support from ECG Counsellor

- Our ECG Counsellor Ms Pan is available for virtual and in-person consultations on **16, 18 and 20 Dec.**
- You may speak with her at the ECG/SWO Room (at the basement) after receiving your results today.
- You may also book an appointment through her appointment link: <https://go.gov.sg/sjcecg>.
- Please wear your **school uniform** if you are coming back to school for your appointment.
- More ECG resources on post-secondary pathways can be found on the school's ECG Linktree: <https://linktr.ee/sjcecg>

25

Thinking about Your Next Step?

Consider these questions...



In the infographic, you can find resources which can help you make informed decisions.

PLANNING YOUR NEXT STEP

These resources will help you chart your path ahead:



• What's Next Brochure
<https://go.gov.sg/whats-next-nlevel>



• Contact the ECG Centre @ MOE
<https://go.gov.sg/moe-ecg-centre>



• MySkillsFuture Student Portal
<https://go.gov.sg/MySFSec>



• Chat with your school's ECG Counsellor

26

Resources to help you make informed decisions



PLANNING YOUR NEXT STEP

These resources will help you chart your path ahead:



• What's Next Brochure
<https://go.gov.sg/whats-next-nlevel>



• Contact the ECG Centre @ MOE
<https://go.gov.sg/moe-ecg-centre>



• MySkillsFuture Student Portal
<https://go.gov.sg/MySFSec>



• Chat with your school's ECG Counsellor



MySkillsFuture Student Portal

Use the information and tools to explore various education and career pathways and take charge of your future.

27

Resources to help you make informed decisions

Post-Secondary Education

Learn more about the admissions exercises and programmes



<https://www.moe.gov.sg/post-secondary/admissions>

Learn more about the post-secondary education institutions




<https://moe.gov.sg/post-secondary/overview>

28

Be Empowered


Discover On My Way




About Discover On My Way (D:OMW)
 Discover your education and career interests and chart your personal and professional future with **Discover On My Way!** Explore different careers, connect with industry professionals and peers, and get firsthand exposure at various job roles. Let's get you on your way to discovering!

[Join Programmes!](#)


We know – deciding on which course to take and what career to pursue isn't easy...
 Through programmes organised by NYC and our partners, you'll be able to meet professionals from various industries and youth on the same journey as you.





Outward Bound Job Taster



**Esports Events Management
Job Taster**




Career conversation and discovery

<https://go.gov.sg/domw>

29



*The N-Level
examination is not
the end point.*

*It is part of your
education journey.*

30